

INTRODUCING YX: THE NEW Y APP

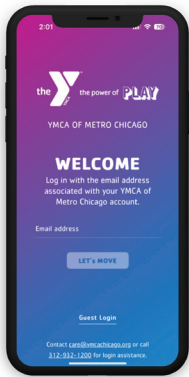


Stay connected to your community — the new YMCA of Metro Chicago app is here! YX is a sleek and easy-to-use app, powered by UPace, that allows users to access many of the great features of their local Y, all at the touch of a button.

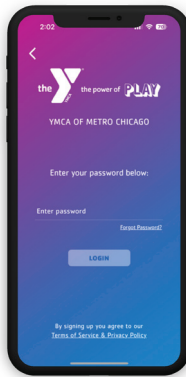
APP FEATURES

- Scan into Community Hubs
- Find Community Hub amenities, contact information, and hours
- Register for fitness classes
- Reserve spaces and equipment (varies by Community Hub)
- View fitness schedules and Community Hub events
- Receive push notifications about classes and other Y news/updates
- Use Guest mode, which allows users without a fitness membership to view schedules, hours, and more

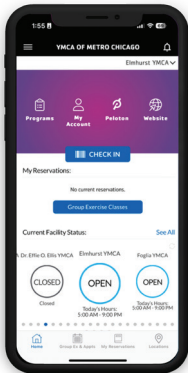
WELCOME PAGE



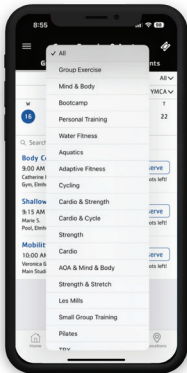
LOGIN PAGE



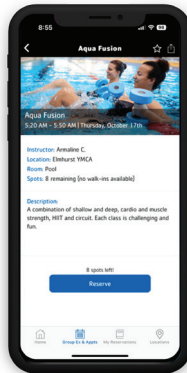
HOMEPAGE



CLASS SCHEDULE



CLASS PAGE



GET STARTED

STEP 1: Download “YX – YMCA of Metro Chicago” in the Apple App Store or Google Play Store.

STEP 2: Upon opening the app for the first time, you will be directed to a Welcome page. Enter the email address associated with your YMCA fitness membership account.

STEP 3: You will receive an email with a pin number. Please check your spam folder if you do not receive an email within a few minutes.

STEP 4: The app will redirect you to a First Time Login page. Enter the pin number and your new password, and then hit “LOGIN.”

REGISTER FOR CLASSES

STEP 1: Click “GROUP EXERCISE CLASSES” to view the class schedule. Please ensure that your location is set to your Community Hub of choice.

STEP 2: Select your preferred date. You will see a list of all classes available. Scroll through the list to view the options, or enter your preferred class name or instructor into the search bar.

STEP 3: Click “Reserve” to save your spot. Full class details are available when clicking on the class name.

Need to cancel? Click “My Reservations” to view your schedule and cancel. Group exercise classes can be cancelled up to when the class begins.



IMPORTANT NOTES

- Members must use the same email address associated with their fitness membership account, which is also the email listed in their online Community account.
- While the online Community account and mobile app will use the same email, the passwords can be different.
- Guest users will be able to browse the app. A Y fitness membership is required to create a personalized account and register for free-to-members fitness classes.



TIPS & TRICKS

Be sure to make sure your app notifications are enabled! Not only will you receive updates about your classes and reservations, but the Y also uses the app to share exciting news.

Need additional help? Stop by your local Community Hub’s Concierge Desk. Our team is happy to help you with any of your mobile app needs.